



Dakshin Maharashtra Shikshan Mandal's

BHAURAO KAKATKAR COLLEGE, BELGAUM

(B.A., B.Com, B.Sc, M.Com, M.Sc.)

Re-Accredited by NAAC with 'A' Grade

Jyoti Compound, Club Road, Camp, Belgaum - 590 001.

Tel.: 0831-2425958, 2422090

Email : bkcollegebgm@gmail.com Website : www.bkcollegebgm.org

Ref. No.:

Date: 20-08-2024

Student Satisfaction Survey (SSS) On overall Institutional performance Academic Year 2023-24

Student Satisfaction Survey (SSS) on overall institutional performance was conducted by the IQAC with the help of Feedback Committee of the College on 10/08/2024 for the academic year 2023-24. The following parameters are considered to prepare the questionnaire to understand the overall institutional performance of the A.Y: 2023-24.

- Syllabus completion
- Teachers preparedness in the class
- Internal evaluation process of the institution
- Students Centric methods in teaching-learning process
- Mentoring system
- Students supports services
- Programmes and course outcomes
- Efforts for quality improvement
- Use of ICT Tools
- Grievance redressal mechanism
- Suggestions from students

Mode of Survey: Online (Google Link):

<https://docs.google.com/forms/d/1OOCq0GWhfXCSR0aNWp9WmWWITyvE-iJvidOLrcOSEoo/edit>

Participants: Students of B.A, B.Com, B.Sc, M.Com & M.Sc



Our Vision : Emancipation of Women and the Downtrodden Through Education

Analysis of Survey:

Students were asked to rate each question of different parameters with rating scale methods i.e 5 points scale. The various scales were used for answering the question like ratio, Average to Very Good, Percentages, poor to excellent etc.

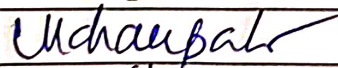

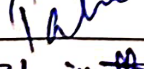

Through this survey, students have given the following suggestion/remarks:

1. Good collection of curriculum related books are required in the library
2. More use of ICT tools to be used by the teacher
3. Introduction of more certificate courses
4. More field visits and study tours shall be arranged
5. Counseling & career guidance in defence career
6. Syllabus copies should be made available in the library
7. University Evaluation System should be transparent
8. Use of different teaching methodology
9. Teaching staff are supportive & they explain the concepts thoroughly
10. Overall performance is satisfactory

The Students have given average to good rating in the survey on overall institutional performance in teaching learning process, which implies they are quite satisfied with present curriculum and teaching learning process followed in the college. The suggestions received from the student will be forwarded to the IQAC of the college to take necessary steps to improve the quality of education.

Attachment:

Response Analysis 2023-24

Name	Signature
1. Dr. M. S. Patil, IQAC Co-ordinator	
2. Shri. S. K. Patil, Chairman, Gymkhana & other Asso.	
3. Shri. S. B. Tate, Chairman, Arts Association	
4. Shri. R. B. Hujarathi, Chairman, Science Association	

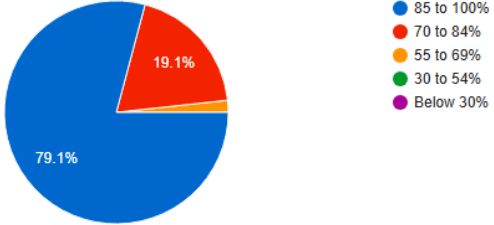
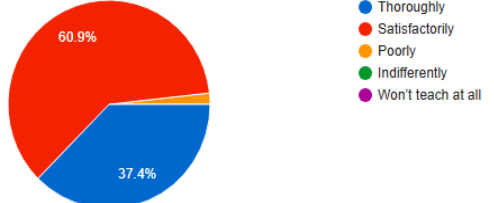
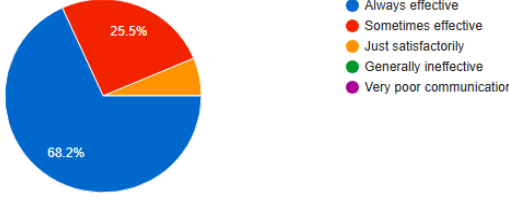
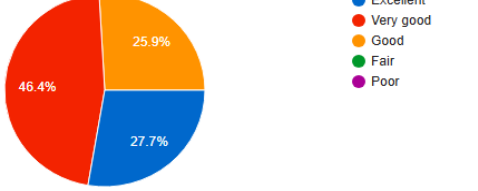


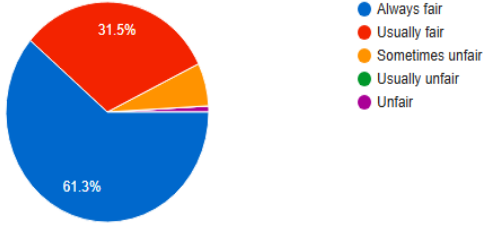
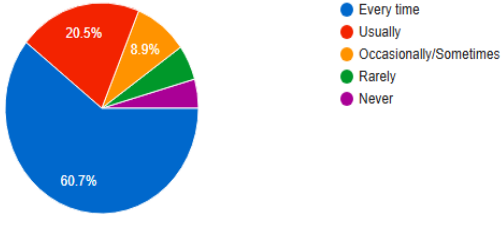
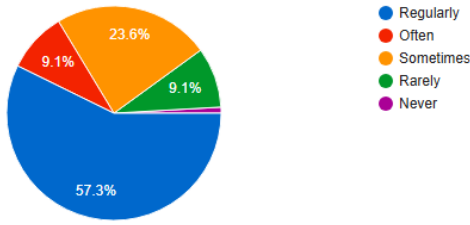
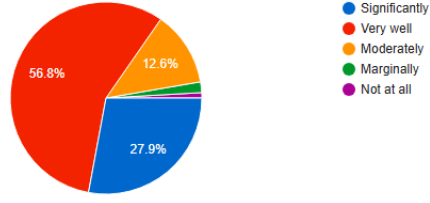
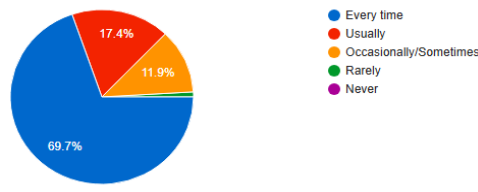
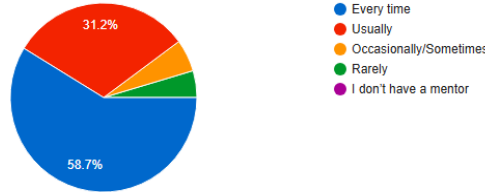

Principal
Bhaurao Kakatkar College,
Belgaum

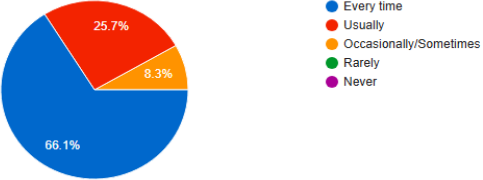
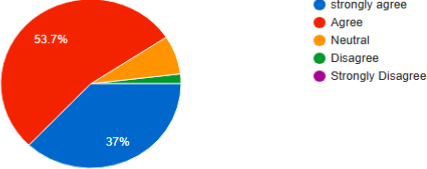
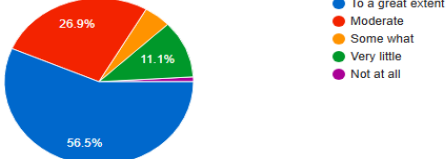
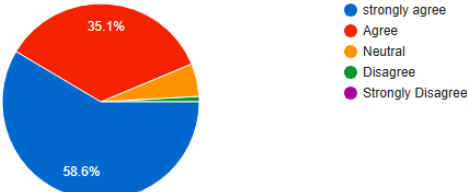
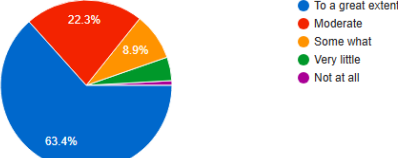
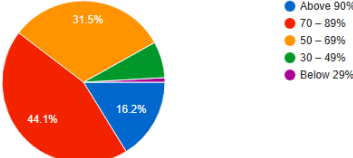
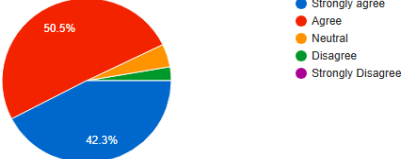


Dakshin Maharashtra Shikshan Mandal's
BHAURO KAKATKAR COLLEGE, BELGAUM
 [B.A., B.Com, B.Sc., M.Com, M.Sc-Chemistry]
 Re- Accredited by NAAC 'A' Grade with CGPA 3.11
 Jyoti Compound, Club Road, Camp, Belgaum- 590001
 Phone: 0831- 2422090, 2425958
 Website: www.bkcollegebgm.org E-mail: bkcollegebgm@gmail.com

STUDENT SATISFACTION SURVEY 2023-24 ANALYSIS OF RESPONSES

<p>1. How much of the syllabus was covered in the class? 115 responses</p>  <ul style="list-style-type: none"> 85 to 100% 70 to 84% 55 to 69% 30 to 54% Below 30% 	<p>More no. of students have opted the first option i.e. 85 to 100 percentages the syllabus is completed during the year.</p>
<p>2. How well did the teachers prepare for the classes? 115 responses</p>  <ul style="list-style-type: none"> Thoroughly Satisfactorily Poorly Indifferently Won't teach at all 	<p>More no. of students have opted the second option i.e. satisfactory. It means that the teacher's preparation for the class is satisfactory.</p>
<p>3. How well were the teachers able to communicate? 110 responses</p>  <ul style="list-style-type: none"> Always effective Sometimes effective Just satisfactorily Generally ineffective Very poor communication 	<p>More no. of students have opted the first option i.e. always effective. It means the teachers are able to communicate in the class effectively.</p>
<p>4. The teacher's approach to teaching can best be described as 112 responses</p>  <ul style="list-style-type: none"> Excellent Very good Good Fair Poor 	<p>More no. of students have opted the second option i.e. very good. It means the teacher's approach towards teaching is very good.</p>

<p>5. Fairness of the internal evaluation process by the teachers</p> <p>111 responses</p>  <ul style="list-style-type: none"> Always fair Usually fair Sometimes unfair Usually unfair Unfair 	<p>More no. of students have opted the first option & second option i.e. always & usually fair. The concluding remark is the internal evaluation process by the teacher is fair.</p>
<p>6. Was your performance in assignments discussed with you?</p> <p>112 responses</p>  <ul style="list-style-type: none"> Every time Usually Occasionally/Sometimes Rarely Never 	<p>More no. of students have opted the first option & second option i.e. every time & usually. The concluding remark is that performance in assignments discussed with students in the class.</p>
<p>7. The institute takes active interest in promoting internship, student exchange, field visit opportunities for students:</p> <p>110 responses</p>  <ul style="list-style-type: none"> Regularly Often Sometimes Rarely Never 	<p>Majority of the students have opted the first option & third option i.e. regularly & sometimes. The concluding remark is the institute takes active interest in promoting internship, field visit and other student's centric activities.</p>
<p>8. The teaching and mentoring process in your institution facilitates you in cognitive, social and emotional growth:</p> <p>111 responses</p>  <ul style="list-style-type: none"> Significantly Very well Moderately Marginally Not at all 	<p>Majority of the students have opted the second option i.e. very well. The concluding remark is the teaching and mentoring process facilitates the students in the overall progress of the students.</p>
<p>9. Teachers inform you about your expected competencies, course outcomes and programme outcomes:</p> <p>109 responses</p>  <ul style="list-style-type: none"> Every time Usually Occasionally/Sometimes Rarely Never 	<p>More no. of students have opted the first option i.e. every time. This indicates teachers inform the students about their expected competencies, course outcomes and programme outcomes.</p>
<p>10. Your mentor does a necessary follow-up with an assigned task to you:</p> <p>109 responses</p>  <ul style="list-style-type: none"> Every time Usually Occasionally/Sometimes Rarely I don't have a mentor 	<p>The mentor takes necessary follow-up with an assigned task to the students.</p>

<p>11. The teachers illustrate the concepts through examples and applications:</p> <p>109 responses</p>  <table border="1"> <thead> <tr> <th>Response</th> <th>Percentage</th> </tr> </thead> <tbody> <tr> <td>Every time</td> <td>66.1%</td> </tr> <tr> <td>Usually</td> <td>25.7%</td> </tr> <tr> <td>Occasionally/Sometimes</td> <td>8.3%</td> </tr> <tr> <td>Rarely</td> <td>0%</td> </tr> <tr> <td>Never</td> <td>0%</td> </tr> </tbody> </table>	Response	Percentage	Every time	66.1%	Usually	25.7%	Occasionally/Sometimes	8.3%	Rarely	0%	Never	0%	<p>The teachers are explaining the concepts through examples and applications every time.</p>
Response	Percentage												
Every time	66.1%												
Usually	25.7%												
Occasionally/Sometimes	8.3%												
Rarely	0%												
Never	0%												
<p>12. The institution makes effort to engage students in the monitoring, review and continuous quality improvement of the teaching learning process:</p> <p>108 responses</p>  <table border="1"> <thead> <tr> <th>Response</th> <th>Percentage</th> </tr> </thead> <tbody> <tr> <td>strongly agree</td> <td>37%</td> </tr> <tr> <td>Agree</td> <td>53.7%</td> </tr> <tr> <td>Neutral</td> <td>0%</td> </tr> <tr> <td>Disagree</td> <td>0%</td> </tr> <tr> <td>Strongly Disagree</td> <td>0%</td> </tr> </tbody> </table>	Response	Percentage	strongly agree	37%	Agree	53.7%	Neutral	0%	Disagree	0%	Strongly Disagree	0%	<p>The students are agree with the efforts taken by the institute to engage students in the mentoring, review and continuous quality improvement.</p>
Response	Percentage												
strongly agree	37%												
Agree	53.7%												
Neutral	0%												
Disagree	0%												
Strongly Disagree	0%												
<p>13. The institute/ teachers use student centric methods, such as experiential learning, participative learning and problem solving methodologies for enhancing learning experiences:</p> <p>108 responses</p>  <table border="1"> <thead> <tr> <th>Response</th> <th>Percentage</th> </tr> </thead> <tbody> <tr> <td>To a great extent</td> <td>56.5%</td> </tr> <tr> <td>Moderate</td> <td>26.9%</td> </tr> <tr> <td>Some what</td> <td>11.1%</td> </tr> <tr> <td>Very little</td> <td>0%</td> </tr> <tr> <td>Not at all</td> <td>0%</td> </tr> </tbody> </table>	Response	Percentage	To a great extent	56.5%	Moderate	26.9%	Some what	11.1%	Very little	0%	Not at all	0%	<p>The teachers are using more student centric methods for enhancing learning experiences.</p>
Response	Percentage												
To a great extent	56.5%												
Moderate	26.9%												
Some what	11.1%												
Very little	0%												
Not at all	0%												
<p>14. Teachers encourage you to participate in extracurricular activities:</p> <p>111 responses</p>  <table border="1"> <thead> <tr> <th>Response</th> <th>Percentage</th> </tr> </thead> <tbody> <tr> <td>strongly agree</td> <td>58.6%</td> </tr> <tr> <td>Agree</td> <td>35.1%</td> </tr> <tr> <td>Neutral</td> <td>0%</td> </tr> <tr> <td>Disagree</td> <td>0%</td> </tr> <tr> <td>Strongly Disagree</td> <td>0%</td> </tr> </tbody> </table>	Response	Percentage	strongly agree	58.6%	Agree	35.1%	Neutral	0%	Disagree	0%	Strongly Disagree	0%	<p>More no. of students have selected the first option i.e. strongly agree. It indicates that the teacher encourages the students to participate in extra-curricular activities.</p>
Response	Percentage												
strongly agree	58.6%												
Agree	35.1%												
Neutral	0%												
Disagree	0%												
Strongly Disagree	0%												
<p>15. Efforts are made by the institute/ teachers to inculcate soft skills, life skills and employability skills to make you ready for the world of work:</p> <p>112 responses</p>  <table border="1"> <thead> <tr> <th>Response</th> <th>Percentage</th> </tr> </thead> <tbody> <tr> <td>To a great extent</td> <td>63.4%</td> </tr> <tr> <td>Moderate</td> <td>22.3%</td> </tr> <tr> <td>Some what</td> <td>8.9%</td> </tr> <tr> <td>Very little</td> <td>0%</td> </tr> <tr> <td>Not at all</td> <td>0%</td> </tr> </tbody> </table>	Response	Percentage	To a great extent	63.4%	Moderate	22.3%	Some what	8.9%	Very little	0%	Not at all	0%	<p>The institute's/teachers efforts to inculcate soft skills, life skills and employability skills to make students ready for the world of work.</p>
Response	Percentage												
To a great extent	63.4%												
Moderate	22.3%												
Some what	8.9%												
Very little	0%												
Not at all	0%												
<p>16. What percentage of teachers use ICT tools such as LCD projector, Multimedia, etc. while teaching:</p> <p>111 responses</p>  <table border="1"> <thead> <tr> <th>Response</th> <th>Percentage</th> </tr> </thead> <tbody> <tr> <td>Above 90%</td> <td>44.1%</td> </tr> <tr> <td>70 - 89%</td> <td>31.5%</td> </tr> <tr> <td>50 - 69%</td> <td>16.2%</td> </tr> <tr> <td>30 - 49%</td> <td>0%</td> </tr> <tr> <td>Below 29%</td> <td>0%</td> </tr> </tbody> </table>	Response	Percentage	Above 90%	44.1%	70 - 89%	31.5%	50 - 69%	16.2%	30 - 49%	0%	Below 29%	0%	<p>60 to 70% of teachers use ICT tools in teaching learning</p>
Response	Percentage												
Above 90%	44.1%												
70 - 89%	31.5%												
50 - 69%	16.2%												
30 - 49%	0%												
Below 29%	0%												
<p>17. The overall quality of teaching-learning process in your institute is very good:</p> <p>111 responses</p>  <table border="1"> <thead> <tr> <th>Response</th> <th>Percentage</th> </tr> </thead> <tbody> <tr> <td>Strongly agree</td> <td>42.3%</td> </tr> <tr> <td>Agree</td> <td>50.5%</td> </tr> <tr> <td>Neutral</td> <td>0%</td> </tr> <tr> <td>Disagree</td> <td>0%</td> </tr> <tr> <td>Strongly Disagree</td> <td>0%</td> </tr> </tbody> </table>	Response	Percentage	Strongly agree	42.3%	Agree	50.5%	Neutral	0%	Disagree	0%	Strongly Disagree	0%	<p>The students agreed the overall quality of teaching learning process in the institute is very good.</p>
Response	Percentage												
Strongly agree	42.3%												
Agree	50.5%												
Neutral	0%												
Disagree	0%												
Strongly Disagree	0%												